



RECEIVED

FEB 19 2013

PUBLIC SERVICE
COMMISSION

139 East Fourth Street
P.O. Box 960
Cincinnati, Ohio 45201-0960
Tel: 513-287-2373
Fax: 513-287-2473
Kelly.Berg@duke-energy.com


Kelly Berg
Lead Rates Analyst

VIA OVERNIGHT DELIVERY

February 18, 2012

Mr. Jeff Derouen, Executive Director
Attention: Chris Whelan

Kentucky Public Service Commission
211 Sower Boulevard
P.O. Box 615
Frankfort, Kentucky 40602-0615



Dear Mr. Derouen and Ms. Whelan:

In compliance with KAR 807 5:056, enclosed for filing are the fuel adjustment clause schedules with supporting sales and fuel cost schedules supporting Duke Energy Kentucky's fuel adjustment factor applicable to billings for retail sales in March 2013.

Please contact me if you have any questions.

Sincerely,

Kelly B. Berg

Enclosure

**DUKE ENERGY KENTUCKY
FUEL ADJUSTMENT CLAUSE SCHEDULE**

Expense Month: **January 2013**

Line No.	Description	Amount	Rate (¢/kWh)
1	Fuel F_m (Schedule 2, Line J)	\$9,574,840.92	
2	Sales S_m (Schedule 3, Line C)	÷ 353,889,563	2.7056
3	Base Fuel Rate (F_b/S_b) per PSC Order in Case No. 2010-00494		(-) <u>2.5747</u>
4	Fuel Adjustment Clause Rate (Line 2 - Line 3)		<u><u>0.1309</u></u>

Effective Date for Billing: March 1, 2013

Submitted by: *Kelly B. Brey*

Title: Lead Rates Analyst

Date Submitted: February 18, 2013

**DUKE ENERGY KENTUCKY
FUEL COST SCHEDULE**

Expense Month: January 2013

		<u>Dollars (\$)</u>
A Company Generation		
Coal Burned	(+)	8,715,558.35
Oil Burned	(+)	-
Gas Burned	(+)	83,541.20
PJM Balancing & Day Ahead Operating Reserve Credit	(-)	\$0.00
Fuel (assigned cost during Forced Outage ^(a))	(+)	995,879.41
Fuel (substitute cost during Forced Outage ^(a))	(-)	272,774.44
Sub-Total		<u>\$9,522,204.52</u>
B Purchases		
Economy Purchases	(+)	\$1,795,083.63
Other Purchases	(+)	-
Other Purchases (substitute for Forced Outage ^(a))	(-)	1,050,465.99
Less purchases above highest cost units	(-)	-
Sub-Total		<u>\$744,617.64</u>
C Non-Native Sales Fuel Costs		<u>287,652.10</u>
D Total Fuel Costs (A + B - C)	(+)	\$9,979,170.06 ^(b)
E Total Company Over or (Under) Recovery from Schedule 5, Line 14	(-)	\$506,533.42
F Adjustment indicating the difference in actual fuel cost for the month of December 2012 and the estimated cost originally reported	(+)	\$100,157.79
\$7,985,341.76 - \$7,885,183.97		
(actual) (estimate)		
G MISO Resettlements for prior periods from Schedule 6, Line G	(+)	\$2,046.49
H Deferral of Current Purchased Power Costs	(-)	\$0.00
I Amount of Purchased Power Costs for Backup Power purchased	(+)	\$0.00
J Grand Total Fuel Cost (D - E + F + G - H + I)		<u><u>\$9,574,840.92</u></u>

Note: ^(a) Forced Outage as defined in 807 KAR 5:056

^(b) Estimated - to be trued up in the filing next month

**DUKE ENERGY KENTUCKY
SALES SCHEDULE**

Expense Month: January 2013

		<u>Kilowatt-Hours Current Month</u>
A. Generation (Net)	(+)	324,708,000
<u>Purchases Including Interchange-In</u>	(+)	<u>60,092,480</u>
Sub-Total		<u>384,800,480</u>
 B. Pumped Storage Energy	(+)	-
Non-Native Sales Including Interchange Out	(+)	10,314,170
<u>System Losses (374,486,310 KWH times 5.5%^(a))</u>	(+)	<u>20,596,747</u>
Sub-Total		<u>30,910,917</u>
 C. Total Sales (A - B)		<u><u>353,889,563</u></u>

Note: ^(a) Average of prior 12 months

**DUKE ENERGY KENTUCKY
OVER OR (UNDER) RECOVERY SCHEDULE**

Expense Month: November 2012

Line No.	Description		
1	FAC Rate Billed ($\$/kWh$)	(+)	0 8393
2	Retail kWh Billed at Above Rate	(x)	<u>365,438,831</u>
3	FAC Revenue/(Refund) (Line 1 * Line 2)		<u>\$3,067,128.11</u>
4	kWh Used to Determine Last FAC Rate Billed	(+)	305,086,940
5	Non-Jurisdictional kWh included in Line 4	(-)	<u>-</u>
6	Kentucky Jurisdictional kWh Included in Line 4 (Line 4- Line 5)		<u>305,086,940</u>
7	Recoverable FAC Revenue/(Refund) (Line 1 * Line 6)		\$2,560,594 69
8	Over or (Under) (Line 3 - Line 7)		\$506,533 42
9	Total Sales (Schedule 3 Line C)	(-)	353,889,563
10	Kentucky Jurisdictional Sales	(+)	<u>353,889,563</u>
11	Ratio of Total Sales to KY Jurisdictional Sales (Line 9 ÷ Line 10)		1 00000
12	Total Company Over or (Under) Recovery (Line 8 * Line 11)	(+)	\$506,533 42
13	Amount Over or (Under) Recovered in prior filings	(-)	\$0 00
14	Total Company Over or (Under) Recovery		<u><u>\$506,533.42</u></u>

**DUKE ENERGY KENTUCKY
FINAL FUEL COST SCHEDULE**

Expense Month: December 2012

		<u>Dollars (\$)</u>
A. Company Generation		
Coal Burned	(+)	\$6,480,473.21
Oil Burned	(+)	292,633.00
Gas Burned	(+)	\$11,598.46
PJM Balancing & Day Ahead Operating Reserve Credit	(-)	21,513.36
Fuel (assigned cost during Forced Outage ^(a))	(+)	1,636,095.23
Fuel (substitute cost during Forced Outage ^(a))	(-)	139,727.28
Sub-Total		\$8,259,559.26
B. Purchases		
Economy Purchases	(+)	\$1,976,454.38
Other Purchases	(+)	-
Other Purchases (substitute for Forced Outage ^(a))	(-)	1,709,926.04
Less purchases above highest cost units	(-)	-
Sub-Total		\$266,528.34
C. Non-Native Sales Fuel Costs		\$ 540,745.84
D. Total Fuel Costs (A + B - C)		\$7,985,341.76

Note: ^(a) Forced Outage as defined in 807 KAR 5:056

**DUKE ENERGY KENTUCKY
MISO RESETTLEMENTS FUEL COST SCHEDULE**

Expense Month:		September 2012 <u>Dollars (\$)</u>
A. Company Generation		
Coal Burned	(+)	\$6,408,699.29
Oil Burned	(+)	340,213.00
Gas Burned	(+)	\$46,224.10
PJM Balancing & Day Ahead Operating Reserve Credit	(-)	78,324.22
Fuel (assigned cost during Forced Outage ^(a))	(+)	2,822,353.33
Fuel (substitute cost during Forced Outage ^(a))	(-)	486,831.93
Sub-Total		\$9,052,333.57
B. Purchases		
Economy Purchases	(+)	\$3,706,582.09
Other Purchases	(+)	-
Other Purchases (substitute for Forced Outage ^(a))	(-)	3,136,718.37
Less purchases above highest cost units	(-)	-
Sub-Total		\$569,863.72
C. Non-Native Sales Fuel Costs		\$ 528,798.20
D. Total Fuel Costs (A + B - C)		\$9,093,399.09
E. Total Fuel Costs Previously Reported		\$9,091,352.60
F. Prior Period Adjustment		-
G. Adjustment due to MISO Resettlements		\$2,046.49

Note: ^(a) Forced Outage as defined in 807 KAR 5:056



RECEIVED

MAR 23 2013

PUBLIC SERVICE
COMMISSION

139 East Fourth Street
P O Box 960
Cincinnati, Ohio 45201-0960
Tel: 513-287-2373
Fax: 513-287-2473
Kelly.Berg@duke-energy.com

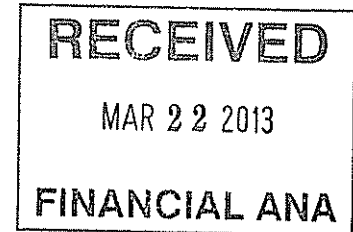
Kelly Berg
Lead Rates Analyst

VIA OVERNIGHT DELIVERY

March 21, 2013

Mr. Jeff Derouen, Executive Director
Attention: Chris Whelan

Kentucky Public Service Commission
211 Sower Boulevard
P.O. Box 615
Frankfort, Kentucky 40602-0615



Dear Mr. Derouen and Ms. Whelan:

In compliance with KAR 807 5:056, enclosed for filing are the fuel adjustment clause schedules with supporting sales and fuel cost schedules supporting Duke Energy Kentucky's fuel adjustment factor applicable to billings for retail sales in April 2013.

Please contact me if you have any questions.

Sincerely,

Kelly B. Berg

Enclosure

**DUKE ENERGY KENTUCKY
FUEL ADJUSTMENT CLAUSE SCHEDULE**

Expense Month: February 2013

Line No.	Description	Amount	Rate (¢/kWh)
1	Fuel F_m (Schedule 2, Line J)	\$9,276,439.09	
2	Sales S_m (Schedule 3, Line C)	÷ 318,435,365	2.9131
3	Base Fuel Rate (F_b/S_b) per PSC Order in Case No 2010-00494	(-)	2.5747
4	Fuel Adjustment Clause Rate (Line 2 - Line 3)		<u>0.3384</u>

Effective Date for Billing:

April 2, 2013

Submitted by:

Kelly B. B...

Title:

Lead Rates Analyst

Date Submitted:

March 21, 2013

**DUKE ENERGY KENTUCKY
FUEL COST SCHEDULE**

Expense Month: February 2013

		<u>Dollars (\$)</u>
A Company Generation		
Coal Burned	(+)	7,498,091.16
Oil Burned	(+)	-
Gas Burned	(+)	495.01
PJM Balancing & Day Ahead Operating Reserve Credit	(-)	\$0.00
Fuel (assigned cost during Forced Outage ^(a))	(+)	2,096,377.10
Fuel (substitute cost during Forced Outage ^(a))	(-)	226,081.02
Sub-Total		<u>\$9,368,882.25</u>
B Purchases		
Economy Purchases	(+)	\$2,386,528.58
Other Purchases	(+)	-
Other Purchases (substitute for Forced Outage ^(a))	(-)	2,128,023.10
Less purchases above highest cost units	(-)	-
Sub-Total		<u>\$258,505.48</u>
C Non-Native Sales Fuel Costs		<u>424,335.67</u>
D Total Fuel Costs (A + B - C)	(+)	\$9,203,052.06 ^(b)
E Total Company Over or (Under) Recovery from Schedule 5, Line 14	(-)	(\$18,036.51)
F Adjustment indicating the difference in actual fuel cost for the month of January 2013 and the estimated cost originally reported		
\$10,029,844.02 - \$9,979,170.06	(+)	\$50,673.96
(actual) (estimate)		
G MISO Resettlements for prior periods from Schedule 6, Line G	(+)	\$4,676.56
H Deferral of Current Purchased Power Costs	(-)	\$0.00
I Amount of Purchased Power Costs for Backup Power purchased	(+)	\$0.00
J Grand Total Fuel Cost (D - E + F + G - H + I)		<u><u>\$9,276,439.09</u></u>

Note: ^(a) Forced Outage as defined in 807 KAR 5:056

^(b) Estimated - to be trued up in the filing next month

**DUKE ENERGY KENTUCKY
SALES SCHEDULE**

Expense Month: February 2013

		<u>Kilowatt-Hours Current Month</u>
A	Generation (Net)	(+)
		276,618,000
	<u>Purchases Including Interchange-In</u>	(+)
		<u>76,011,120</u>
	Sub-Total	<u>352,629,120</u>
B	Pumped Storage Energy	(+)
		-
	Non-Native Sales Including Interchange Out	(+)
		15,660,480
	<u>System Losses (336,968,640 KWH times 5.5%^(a))</u>	(+)
		<u>18,533,275</u>
	Sub-Total	<u>34,193,755</u>
C	Total Sales (A - B)	<u><u>318,435,365</u></u>

Note: ^(a) Average of prior 12 months

**DUKE ENERGY KENTUCKY
FINAL FUEL COST SCHEDULE**

Expense Month: January 2013

		<u>Dollars (\$)</u>
A. Company Generation		
Coal Burned	(+)	\$8,444,850.10
Oil Burned	(+)	270,715.00
Gas Burned	(+)	\$83,541.14
PJM Balancing & Day Ahead Operating Reserve Credit	(-)	-
Fuel (assigned cost during Forced Outage ^(a))	(+)	995,879.41
Fuel (substitute cost during Forced Outage ^(a))	(-)	253,542.23
Sub-Total		\$9,541,443.42
B. Purchases		
Economy Purchases	(+)	\$1,810,266.99
Other Purchases	(+)	-
Other Purchases (substitute for Forced Outage ^(a))	(-)	1,050,465.99
Less purchases above highest cost units	(-)	-
Sub-Total		\$759,801.00
C. Non-Native Sales Fuel Costs		\$ 271,400.40
D. Total Fuel Costs (A + B - C)		\$10,029,844.02

Note: ^(a) Forced Outage as defined in 807 KAR 5:056

**DUKE ENERGY KENTUCKY
OVER OR (UNDER) RECOVERY SCHEDULE**

Expense Month: December 2012

Line No.	Description		
1	FAC Rate Billed (ϕ /kWh)	(+)	(0.2226)
2	Retail kWh Billed at Above Rate	(x)	<u>338,807,368</u>
3	FAC Revenue/(Refund) (Line 1 * Line 2)		<u>(\$754,185.20)</u>
4	kWh Used to Determine Last FAC Rate Billed	(+)	330,704,714
5	Non-Jurisdictional kWh included in Line 4	(-)	<u>-</u>
6	Kentucky Jurisdictional kWh Included in Line 4 (Line 4- Line 5)		<u>330,704,714</u>
7	Recoverable FAC Revenue/(Refund) (Line 1 * Line 6)		(\$736,148.69)
8	Over or (Under) (Line 3 - Line 7)		(\$18,036.51)
9	Total Sales (Schedule 3 Line C)	(-)	318,435,365
10	Kentucky Jurisdictional Sales	(+)	<u>318,435,365</u>
11	Ratio of Total Sales to KY Jurisdictional Sales (Line 9 ÷ Line 10)		1.00000
12	Total Company Over or (Under) Recovery (Line 8 * Line 11)	(+)	(\$18,036.51)
13	Amount Over or (Under) Recovered in prior filings	(-)	\$0.00
14	Total Company Over or (Under) Recovery		<u><u>(\$18,036.51)</u></u>

**DUKE ENERGY KENTUCKY
MISO RESETTLEMENTS FUEL COST SCHEDULE**

Expense Month:	October 2012 Dollars (\$)
A. Company Generation	
Coal Burned	(+)
Oil Burned	(+)
Gas Burned	(+)
PJM Balancing & Day Ahead Operating Reserve Credit	(-)
Fuel (assigned cost during Forced Outage ^(a))	(+)
Fuel (substitute cost during Forced Outage ^(a))	(-)
Sub-Total	
B. Purchases	
Economy Purchases	(+)
Other Purchases	(+)
Other Purchases (substitute for Forced Outage ^(a))	(-)
Less purchases above highest cost units	(-)
Sub-Total	
C. Non-Native Sales Fuel Costs	\$ 1,131,084.08
D. Total Fuel Costs (A + B - C)	\$8,995,602.09
E. Total Fuel Costs Previously Reported	\$8,990,925.53
F. Prior Period Adjustment	-
G. Adjustment due to MISO Resettlements	\$4,676.56

Note: ^(a) Forced Outage as defined in 807 KAR 5:056.



RECEIVED

APR 19 2013

PUBLIC SERVICE
COMMISSION

139 East Fourth Street
P O Box 960
Cincinnati, Ohio 45201-0960
Tel: 513-287-2373
Fax: 513-287-2473
Kelly.Berg@duke-energy.com

Kelly Berg
Lead Rates Analyst

VIA OVERNIGHT DELIVERY

April 18, 2013

Mr. Jeff Derouen, Executive Director
Attention: Chris Whelan

Kentucky Public Service Commission
211 Sower Boulevard
P.O. Box 615
Frankfort, Kentucky 40602-0615

Dear Mr. Derouen and Ms. Whelan:

In compliance with KAR 807 5:056, enclosed for filing are the fuel adjustment clause schedules with supporting sales and fuel cost schedules supporting Duke Energy Kentucky's fuel adjustment factor applicable to billings for retail sales in May 2013.

Please contact me if you have any questions.

Sincerely,

Kelly B. Berg

Enclosure

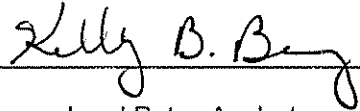
RECEIVED
APR 19 2013
FINANCIAL ANA

DUKE ENERGY KENTUCKY
 FUEL ADJUSTMENT CLAUSE SCHEDULE

Expense Month: March 2013

Line No.	Description	Amount	Rate (¢/kWh)
1	Fuel F_m (Schedule 2, Line J)	\$9,090,622.61	
2	Sales S_m (Schedule 3, Line C) ÷	334,951,338	2.7140
3	Base Fuel Rate (F_b/S_b) per PSC Order in Case No 2010-00494	(-)	2.5747
4	Fuel Adjustment Clause Rate (Line 2 - Line 3)		<u>0.1393</u>

Effective Date for Billing: May 1, 2013

Submitted by: 

Title: Lead Rates Analyst

Date Submitted: April 18, 2013

**DUKE ENERGY KENTUCKY
FUEL COST SCHEDULE**

Expense Month: March 2013

		<u>Dollars (\$)</u>
A Company Generation		
Coal Burned	(+)	8,920,647.98
Oil Burned	(+)	-
Gas Burned	(+)	41,473.11
PJM Balancing & Day Ahead Operating Reserve Credit	(-)	\$48,698.48
Fuel (assigned cost during Forced Outage ^(a))	(+)	1,071,081.45
Fuel (substitute cost during Forced Outage ^(a))	(-)	250,565.32
Sub-Total		<u>\$9,733,938.74</u>
B Purchases		
Economy Purchases	(+)	\$1,340,291.06
Other Purchases	(+)	-
Other Purchases (substitute for Forced Outage ^(a))	(-)	1,198,889.89
Less purchases above highest cost units	(-)	-
Sub-Total		<u>\$141,401.17</u>
C Non-Native Sales Fuel Costs		<u>837,068.35</u>
D Total Fuel Costs (A + B - C)	(+)	\$9,038,271.56 ^(b)
E Total Company Over or (Under) Recovery from Schedule 5, Line 14	(-)	(\$32,211.69)
F Adjustment indicating the difference in actual fuel cost for the month of February 2013 and the estimated cost originally reported	(+)	\$20,139.36
\$9,223,191.42 - \$9,203,052.06		
(actual) (estimate)		
G MISO Resettlements for prior periods from Schedule 6, Line G	(+)	\$0.00
H Deferral of Current Purchased Power Costs	(-)	\$0.00
I Amount of Purchased Power Costs for Backup Power purchased	(+)	\$0.00
J Grand Total Fuel Cost (D - E + F + G - H + I)		<u><u>\$9,090,622.61</u></u>

Note: ^(a) Forced Outage as defined in 807 KAR 5:056

^(b) Estimated - to be trued up in the filing next month

**DUKE ENERGY KENTUCKY
SALES SCHEDULE**

Expense Month: March 2013

		<u>Kilowatt-Hours Current Month</u>
A. Generation (Net)	(+)	352,184,000
<u>Purchases Including Interchange-in</u>	(+)	<u>34,334,670</u>
Sub-Total		<u>386,518,670</u>
 B Pumped Storage Energy	(+)	-
Non-Native Sales Including Interchange Out	(+)	32,072,810
<u>System Losses (354,445,860 KWH times 5.5%^(a))</u>	(+)	<u>19,494,522</u>
Sub-Total		<u>51,567,332</u>
 C Total Sales (A - B)		<u><u>334,951,338</u></u>

Note: ^(a) Average of prior 12 months

**DUKE ENERGY KENTUCKY
FINAL FUEL COST SCHEDULE**

Expense Month: February 2013

		<u>Dollars (\$)</u>
A. Company Generation		
Coal Burned	(+)	\$7,221,560.13
Oil Burned	(+)	276,518.00
Gas Burned	(+)	\$495.02
PJM Balancing & Day Ahead Operating Reserve Credit	(-)	-
Fuel (assigned cost during Forced Outage ^(a))	(+)	2,129,267.95
Fuel (substitute cost during Forced Outage ^(a))	(-)	241,442.02
Sub-Total		\$9,386,399.08
B. Purchases		
Economy Purchases	(+)	\$2,440,069.35
Other Purchases	(+)	-
Other Purchases (substitute for Forced Outage ^(a))	(-)	2,178,670.40
Less purchases above highest cost units	(-)	-
Sub-Total		\$261,398.95
C. Non-Native Sales Fuel Costs		\$ 424,606.61
D. Total Fuel Costs (A + B - C)		\$9,223,191.42

Note: ^(a) Forced Outage as defined in 807 KAR 5:056.

DUKE ENERGY KENTUCKY
OVER OR (UNDER) RECOVERY SCHEDULE

Expense Month: January 2013

Line No.	Description		
1	FAC Rate Billed (ϕ /kWh)	(+)	0 1309
2	Retail kWh Billed at Above Rate	(x)	<u>329,281,704</u>
3	FAC Revenue/(Refund) (Line 1 * Line 2)		<u>\$431,029.75</u>
4	kWh Used to Determine Last FAC Rate Billed	(+)	353,889,563
5	Non-Jurisdictional kWh included in Line 4	(-)	<u>-</u>
6	Kentucky Jurisdictional kWh Included in Line 4 (Line 4- Line 5)		<u>353,889,563</u>
7	Recoverable FAC Revenue/(Refund) (Line 1 * Line 6)		\$463,241.44
8	Over or (Under) (Line 3 - Line 7)		(\$32,211.69)
9	Total Sales (Schedule 3 Line C)	(-)	334,951,338
10	Kentucky Jurisdictional Sales	(+)	<u>334,951,338</u>
11	Ratio of Total Sales to KY Jurisdictional Sales (Line 9 ÷ Line 10)		1 00000
12	Total Company Over or (Under) Recovery (Line 8 * Line 11)	(+)	(\$32,211.69)
13	Amount Over or (Under) Recovered in prior filings	(-)	\$0.00
14	Total Company Over or (Under) Recovery		<u><u>(\$32,211.69)</u></u>

DUKE ENERGY KENTUCKY
_ TRANSMISSION ORGANIZATION RESETTLEMENTS FUEL COST S

Expense Month:		November 2012 ^(b) Dollars (\$)
A Company Generation		
Coal Burned	(+)	-
Oil Burned	(+)	-
Gas Burned	(+)	-
PJM Balancing & Day Ahead Operating Reserve Credit	(-)	-
Fuel (assigned cost during Forced Outage ^(a))	(+)	-
Fuel (substitute cost during Forced Outage ^(a))	(-)	-
Sub-Total		\$0.00
B Purchases		
Economy Purchases	(+)	-
Other Purchases	(+)	-
Other Purchases (substitute for Forced Outage ^(a))	(-)	-
Less purchases above highest cost units	(-)	-
Sub-Total		\$0.00
C Non-Native Sales Fuel Costs		\$ -
D Total Fuel Costs (A + B - C)		-
E Total Fuel Costs Previously Reported		-
F Prior Period Adjustment		-
G Adjustment due to MISO Resettlements		\$0.00

Note: ^(a) Forced Outage as defined in 807 KAR 5:056

Note: ^(b) Technical issues regarding reading the meters; therefore, data



RECEIVED

MAY 21 2013

PUBLIC SERVICE
COMMISSION

139 East Fourth Street
P O Box 960
Cincinnati, Ohio 45201-0960
Tel. 513-287-2373
Fax. 513-287-2473
Kelly.Berg@duke-energy.com

Kelly Berg
Lead Rates Analyst

VIA OVERNIGHT DELIVERY

May 20, 2013

Mr. Jeff Derouen, Executive Director
Attention: Chris Whelan

Kentucky Public Service Commission
211 Sower Boulevard
P.O. Box 615
Frankfort, Kentucky 40602-0615

Dear Mr. Derouen and Ms. Whelan:


In compliance with KAR 807 5:056, enclosed for filing are the fuel adjustment clause schedules with supporting sales and fuel cost schedules supporting Duke Energy Kentucky's fuel adjustment factor applicable to billings for retail sales in June 2013.

Please contact me if you have any questions.

Sincerely,

Kelly B. Berg

Enclosure



**DUKE ENERGY KENTUCKY
FUEL ADJUSTMENT CLAUSE SCHEDULE**

Expense Month: April 2013

<u>Line No.</u>	<u>Description</u>	<u>Amount</u>	<u>Rate (¢/kWh)</u>
1	Fuel F_m (Schedule 2, Line J)	\$9,671,294.31	
2	Sales S_m (Schedule 3, Line C) ÷	282,907,223	3.4185
3	Base Fuel Rate (F_b/S_b) per PSC Order in Case No. 2010-00494	(-)	<u>2.5747</u>
4	Fuel Adjustment Clause Rate (Line 2 - Line 3)		<u><u>0.8438</u></u>

Effective Date for Billing: May 31, 2013

Submitted by: 

Title: Lead Rates Analyst

Date Submitted: May 20, 2013

**DUKE ENERGY KENTUCKY
FUEL COST SCHEDULE**

Expense Month: April 2013

		<u>Dollars (\$)</u>
A Company Generation		
Coal Burned	(+)	4,114,151 70
Oil Burned	(+)	-
Gas Burned	(+)	150 93
PJM Balancing & Day Ahead Operating Reserve Credit	(-)	\$34,901 41
Fuel (assigned cost during Forced Outage ^(a))	(+)	471,928 74
Fuel (substitute cost during Forced Outage ^(a))	(-)	18,278 85
Sub-Total		<u>\$4,533,051.11</u>
B Purchases		
Economy Purchases	(+)	\$5,812,035 63
Other Purchases	(+)	-
Other Purchases (substitute for Forced Outage ^(a))	(-)	679,961 31
Less purchases above highest cost units	(-)	-
Sub-Total		<u>\$5,132,074.32</u>
C Non-Native Sales Fuel Costs		<u>195,455.83</u>
D Total Fuel Costs (A + B - C)	(+)	\$9,469,669 60 ^(b)
E Total Company Over or (Under) Recovery from Schedule 5, Line 14	(-)	(\$31,956 20)
F Adjustment indicating the difference in actual fuel cost for the month of March 2013 and the estimated cost originally reported		
\$9,138,391 69 - \$9,038,271 56	(+)	\$100,120 13
(actual) (estimate)		
G RTO Resettlements for prior periods from Schedule 6. Line G	(+)	\$69,548 38
H Deferral of Current Purchased Power Costs	(-)	\$0 00
I Amount of Purchased Power Costs for Backup Power purchased	(+)	\$0 00
J Grand Total Fuel Cost (D - E + F + G - H + I)		<u><u>\$9,671,294.31</u></u>

Note: ^(a) Forced Outage as defined in 807 KAR 5:056

^(b) Estimated - to be trued up in the filing next month

**DUKE ENERGY KENTUCKY
SALES SCHEDULE**

Expense Month: April 2013

		<u>Kilowatt-Hours Current Month</u>
A Generation (Net)	(+)	152,343,000
<u>Purchases Including Interchange-In</u>	(+)	<u>155,111,210</u>
Sub-Total		<u>307,454,210</u>
 B Pumped Storage Energy	(+)	-
Non-Native Sales Including Interchange Out	(+)	7,446,550
<u>System Losses (300,007,660 KWH times 5.7%^(a))</u>	(+)	<u>17,100,437</u>
Sub-Total		<u>24,546,987</u>
 C Total Sales (A - B)		<u><u>282,907,223</u></u>

Note: ^(a) Average of prior 12 months

**DUKE ENERGY KENTUCKY
FINAL FUEL COST SCHEDULE**

Expense Month: March 2013

		<u>Dollars (\$)</u>
A. Company Generation		
Coal Burned	(+)	\$8,716,323.85
Oil Burned	(+)	204,334.00
Gas Burned	(+)	\$41,473.15
PJM Balancing & Day Ahead Operating Reserve Credit	(-)	48,698.48
Fuel (assigned cost during Forced Outage ^(a))	(+)	1,073,660.04
Fuel (substitute cost during Forced Outage ^(a))	(-)	217,486.68
Sub-Total		\$9,769,605.88
B. Purchases		
Economy Purchases	(+)	\$1,296,211.96
Other Purchases	(+)	-
Other Purchases (substitute for Forced Outage ^(a))	(-)	1,171,624.49
Less purchases above highest cost units	(-)	-
Sub-Total		\$124,587.47
C. Non-Native Sales Fuel Costs		\$ 755,801.66
D. Total Fuel Costs (A + B - C)		\$9,138,391.69

Note: ^(a) Forced Outage as defined in 807 KAR 5:056

**DUKE ENERGY KENTUCKY
OVER OR (UNDER) RECOVERY SCHEDULE**

Expense Month: February 2013

Line No.	Description		
1	FAC Rate Billed ($\$/kWh$)	(+)	0 3384
2	Retail kWh Billed at Above Rate	(x)	<u>308,992,046</u>
3	FAC Revenue/(Refund) (Line 1 * Line 2)		<u>\$1,045,629.08</u>
4	kWh Used to Determine Last FAC Rate Billed	(+)	318,435,365
5	Non-Jurisdictional kWh included in Line 4	(-)	<u>-</u>
6	Kentucky Jurisdictional kWh Included in Line 4 (Line 4- Line 5)		<u>318,435,365</u>
7	Recoverable FAC Revenue/(Refund) (Line 1 * Line 6)		\$1,077,585 28
8	Over or (Under) (Line 3 - Line 7)		(\$31,956 20)
9	Total Sales (Schedule 3 Line C)	(-)	282,907.223
10	Kentucky Jurisdictional Sales	(+)	<u>282,907,223</u>
11	Ratio of Total Sales to KY Jurisdictional Sales (Line 9 + Line 10)		1 00000
12	Total Company Over or (Under) Recovery (Line 8 * Line 11)	(+)	(\$31,956 20)
13	Amount Over or (Under) Recovered in prior filings	(-)	\$0 00
14	Total Company Over or (Under) Recovery		<u><u>(\$31,956.20)</u></u>

**DUKE ENERGY KENTUCKY
REGIONAL TRANSMISSION ORGANIZATION RESETTLEMENTS
FUEL COST SCHEDULE**

Expense Month:	November 2012 Dollars (\$)	December 2012 Dollars (\$)	Total
A. Company Generation			
Coal Burned (+)	\$8,476,163.53	6,480,481.94	
Oil Burned (+)	279,534.00	292,633.00	
Gas Burned (+)	\$32,161.17	11,598.46	
PJM Balancing & Day Ahead Operating Reserve Credit (-)	-	21,513.36	
Fuel (assigned cost during Forced Outage ^(a)) (+)	1,499,857.68	1,649,593.45	
Fuel (substitute cost during Forced Outage ^(a)) (-)	315,528.76	136,391.21	
Sub-Total	\$9,972,187.62	\$8,276,402.28	
B. Purchases			
Economy Purchases (+)	1,884,344.19	2,007,243.65	
Other Purchases (+)	-	-	
Other Purchases (substitute for Forced Outage ^(a)) (-)	1,762,490.20	1,727,025.85	
Less purchases above highest cost units (-)	-	-	
Sub-Total	\$121,853.99	\$280,217.80	
C. Non-Native Sales Fuel Costs			
	\$1,353,201.96	\$ 514,743.10	
D. Total Fuel Costs (A + B - C)			
	\$8,740,839.65	8,041,876.98	
E. Total Fuel Costs Previously Reported			
	\$8,727,826.49	7,985,341.76	
F. Prior Period Adjustment			
	-	-	
G. Adjustment due to MISO Resettlements			
	\$13,013.16	\$56,535.22	\$69,548.38

Note: ^(a) Forced Outage as defined in 807 KAR 5:056.



139 East Fourth Street
P.O. Box 960
Cincinnati, Ohio 45201-0960
Tel: 513-287-2373
Fax: 513-287-2473
Kelly.Bergl@duke-energy.com

Kelly Berg
Lead Rates Analyst

VIA OVERNIGHT DELIVERY

June 20, 2013

Mr. Jeff Derouen, Executive Director
Attention: Chris Whelan

Kentucky Public Service Commission
211 Sower Boulevard
P.O. Box 615
Frankfort, Kentucky 40602-0615

RECEIVED

JUN 28 2013

PUBLIC SERVICE
COMMISSION

Dear Mr. Derouen and Ms. Whelan:

In compliance with KAR 807 5:056, enclosed for filing are the fuel adjustment clause schedules with supporting sales and fuel cost schedules supporting Duke Energy Kentucky's fuel adjustment factor applicable to billings for retail sales in July 2013.

Please contact me if you have any questions.

Sincerely,

A handwritten signature in blue ink that reads "Kelly B. Berg".

Kelly B. Berg

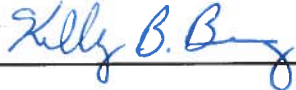
Enclosure

**DUKE ENERGY KENTUCKY
FUEL ADJUSTMENT CLAUSE SCHEDULE**

Expense Month: May 2013

Line No.	Description	Amount	Rate (¢/kWh)
1	Fuel F_m (Schedule 2, Line J)	\$8,621,241.64	
2	Sales S_m (Schedule 3, Line C) ÷	316,860,326	2.7208
3	Base Fuel Rate (F_b/S_b) per PSC Order in Case No. 2010-00494	(-)	<u>2.5747</u>
4	Fuel Adjustment Clause Rate (Line 2 - Line 3)		<u><u>0.1461</u></u>

Effective Date for Billing: July 1, 2013

Submitted by: 

Title: Lead Rates Analyst

Date Submitted: June 20, 2013

**DUKE ENERGY KENTUCKY
FUEL COST SCHEDULE**

Expense Month: May 2013

		<u>Dollars (\$)</u>
A. Company Generation		
Coal Burned	(+)	8,755,806.59
Oil Burned	(+)	-
Gas Burned	(+)	402.47
PJM Balancing & Day Ahead Operating Reserve Credit	(-)	\$0.00
Fuel (assigned cost during Forced Outage ^(a))	(+)	547,344.79
Fuel (substitute cost during Forced Outage ^(a))	(-)	117,115.74
Sub-Total		\$9,186,438.11
B. Purchases		
Economy Purchases	(+)	\$761,283.22
Other Purchases	(+)	-
Other Purchases (substitute for Forced Outage ^(a))	(-)	463,783.64
Less purchases above highest cost units	(-)	-
Sub-Total		\$297,499.58
C. Non-Native Sales Fuel Costs		
		1,032,139.27
D. Total Fuel Costs (A + B - C)		
	(+)	\$8,451,798.42 ^(b)
E. Total Company Over or (Under) Recovery from Schedule 5, Line 14		
	(-)	(\$65,866.58)
F. Adjustment indicating the difference in actual fuel cost for the month of April 2013 and the estimated cost originally reported		
\$9,495,243.42 - \$9,469,669.60	(+)	\$25,573.82
(actual) (estimate)		
G. RTO Resettlements for prior periods from Schedule 6, Line G		
	(+)	\$78,002.82
H. Deferral of Current Purchased Power Costs		
	(-)	\$0.00
I. Amount of Purchased Power Costs for Backup Power purchased		
	(+)	\$0.00
J. Grand Total Fuel Cost (D - E + F + G - H + I)		
		\$8,621,241.64

Note: ^(a) Forced Outage as defined in 807 KAR 5:056.

^(b) Estimated - to be trued up in the filing next month

**DUKE ENERGY KENTUCKY
SALES SCHEDULE**

Expense Month: May 2013

		<u>Kilowatt-Hours Current Month</u>
A. Generation (Net)	(+)	339,377,990
<u>Purchases Including Interchange-In</u>	(+)	<u>36,303,860</u>
Sub-Total		<u>375,681,850</u>
 B. Pumped Storage Energy	(+)	 -
Non-Native Sales Including Interchange Out	(+)	40,734,360
<u>System Losses (334,947,490 KWH times 5.4%^(a))</u>	(+)	<u>18,087,164</u>
Sub-Total		<u>58,821,524</u>
 C. Total Sales (A - B)		 <u><u>316,860,326</u></u>

Note: ^(a) Average of prior 12 months.

**DUKE ENERGY KENTUCKY
FINAL FUEL COST SCHEDULE**

Expense Month: April 2013

		<u>Dollars (\$)</u>
A. Company Generation		
Coal Burned	(+)	\$3,687,832.31
Oil Burned	(+)	426,320.00
Gas Burned	(+)	\$150.94
PJM Balancing & Day Ahead Operating Reserve Credit	(-)	34,901.41
Fuel (assigned cost during Forced Outage ^(a))	(+)	498,201.97
Fuel (substitute cost during Forced Outage ^(a))	(-)	19,394.84
Sub-Total		\$4,558,208.97
B. Purchases		
Economy Purchases	(+)	\$5,841,142.65
Other Purchases	(+)	-
Other Purchases (substitute for Forced Outage ^(a))	(-)	700,391.91
Less purchases above highest cost units	(-)	-
Sub-Total		\$5,140,750.74
C. Non-Native Sales Fuel Costs		\$ 203,716.29
D. Total Fuel Costs (A + B - C)		\$9,495,243.42

Note: ^(a) Forced Outage as defined in 807 KAR 5:056.

**DUKE ENERGY KENTUCKY
OVER OR (UNDER) RECOVERY SCHEDULE**

Expense Month: March 2013

Line No.	Description		
1	FAC Rate Billed ($\$/kWh$)	(+)	0.1393
2	Retail kWh Billed at Above Rate	(x)	<u>287,667,356</u>
3	FAC Revenue/(Refund) (Line 1 * Line 2)		<u>\$400,720.63</u>
4	kWh Used to Determine Last FAC Rate Billed	(+)	334,951,338
5	Non-Jurisdictional kWh included in Line 4	(-)	<u>-</u>
6	Kentucky Jurisdictional kWh Included in Line 4 (Line 4- Line 5)		<u>334,951,338</u>
7	Recoverable FAC Revenue/(Refund) (Line 1 * Line 6)		\$466,587.21
8	Over or (Under) (Line 3 - Line 7)		(\$65,866.58)
9	Total Sales (Schedule 3 Line C)	(-)	316,860,326
10	Kentucky Jurisdictional Sales	(+)	<u>316,860,326</u>
11	Ratio of Total Sales to KY Jurisdictional Sales (Line 9 ÷ Line 10)		1.00000
12	Total Company Over or (Under) Recovery (Line 8 * Line 11)	(+)	(\$65,866.58)
13	Amount Over or (Under) Recovered in prior filings	(-)	\$0.00
14	Total Company Over or (Under) Recovery		<u><u>(\$65,866.58)</u></u>

**DUKE ENERGY KENTUCKY
REGIONAL TRANSMISSION ORGANIZATION RESETTLEMENTS
FUEL COST SCHEDULE**

Expense Month:	January 2013 Dollars (\$)
A. Company Generation	
Coal Burned (+)	\$8,444,850.10
Oil Burned (+)	270,715.00
Gas Burned (+)	\$83,541.14
PJM Balancing & Day Ahead Operating Reserve Credit (-)	-
Fuel (assigned cost during Forced Outage ^(a)) (+)	1,004,791.24
Fuel (substitute cost during Forced Outage ^(a)) (-)	243,429.52
Sub-Total	<u>\$9,560,467.96</u>
B. Purchases	
Economy Purchases (+)	1,873,439.88
Other Purchases (+)	-
Other Purchases (substitute for Forced Outage ^(a)) (-)	1,072,540.77
Less purchases above highest cost units (-)	-
Sub-Total	<u>\$800,899.11</u>
C. Non-Native Sales Fuel Costs	\$253,520.23
D. Total Fuel Costs (A + B - C)	<u>\$10,107,846.84</u>
E. Total Fuel Costs Previously Reported	\$10,029,844.02
F. Prior Period Adjustment	-
G. Adjustment due to MISO Resettlements	<u>\$78,002.82</u>

Note: ^(a) Forced Outage as defined in 807 KAR 5:056.



139 East Fourth Street
P.O. Box 960
Cincinnati, Ohio 45201-0960
Tel: 513-287-2373
Fax: 513-287-2473
Kelly.Berg@duke-energy.com

Kelly Berg
Lead Rates Analyst

VIA OVERNIGHT DELIVERY

July 18, 2013

Mr. Jeff Derouen, Executive Director
Attention: **Chris Whelan**

Kentucky Public Service Commission
211 Sower Boulevard
P.O. Box 615
Frankfort, Kentucky 40602-0615

Dear Mr. Derouen and Ms. Whelan:

In compliance with KAR 807 5:056, enclosed for filing are the fuel adjustment clause schedules with supporting sales and fuel cost schedules supporting Duke Energy Kentucky's fuel adjustment factor applicable to billings for retail sales in August 2013.

Please contact me if you have any questions.

Sincerely,

Kelly B. Berg

Enclosure

RECEIVED

JUL 18 2013

PUBLIC SERVICE
COMMISSION



AUG 19 2013

DUKE ENERGY KENTUCKY
FUEL ADJUSTMENT CLAUSE SCHEDULE

PUBLIC SERVICE
COMMISSION

Expense Month: June 2013

Line No.	Description	Amount	Rate (¢/kWh)
1	Fuel F_m (Schedule 2, Line J)	\$10,706,882.20	
2	Sales S_m (Schedule 3, Line C)	÷ 360,024,759	2.9739
3	Base Fuel Rate (F_b/S_b) per PSC Order in Case No. 2012-00554	(-)	2.7466
4	Fuel Adjustment Clause Rate (Line 2 - Line 3)		0.2273

Effective Date for Billing: July 31, 2013

Submitted by: *Kelly B. Berg*

Title: Lead Rates Analyst

Date Submitted: July 18, 2013

**DUKE ENERGY KENTUCKY
FUEL COST SCHEDULE**

Expense Month: June 2013

		<u>Dollars (\$)</u>
A. Company Generation		
Coal Burned	(+)	7,263,516.74
Oil Burned	(+)	-
Gas Burned	(+)	31,533.73
PJM Balancing & Day Ahead Operating Reserve Credit	(-)	\$0.00
Fuel (assigned cost during Forced Outage ^(a))	(+)	1,622,444.72
Fuel (substitute cost during Forced Outage ^(a))	(-)	18,662.26
Sub-Total		<u>\$8,898,832.93</u>
B. Purchases		
Economy Purchases	(+)	\$3,989,255.44
Other Purchases	(+)	-
Other Purchases (substitute for Forced Outage ^(a))	(-)	2,173,421.61
Less purchases above highest cost units	(-)	-
Sub-Total		<u>\$1,815,833.83</u>
C. Non-Native Sales Fuel Costs		<u>209,018.33</u>
D. Total Fuel Costs (A + B - C)	(+)	\$10,505,648.43 ^(b)
E. Total Company Over or (Under) Recovery from Schedule 5, Line 14	(-)	\$403,480.39
F. Adjustment indicating the difference in actual fuel cost for the month of May 2013 and the estimated cost originally reported		
reported \$9,010,485.38 - \$8,451,798.42	(+)	\$558,686.96
(actual) (estimate)		
G. RTO Resettlements for prior periods from Schedule 6, Line G	(+)	\$46,027.20
H. Deferral of Current Purchased Power Costs	(-)	\$0.00
I. Amount of Purchased Power Costs for Backup Power purchased	(+)	\$0.00
J. Grand Total Fuel Cost (D - E + F + G - H + I)		<u>\$10,706,882.20</u>

Note: ^(a) Forced Outage as defined in 807 KAR 5:056.

^(b) Estimated - to be trued up in the filing next month

**DUKE ENERGY KENTUCKY
SALES SCHEDULE**

Expense Month: June 2013

		<u>Kilowatt-Hours Current Month</u>
A. Generation (Net)	(+)	275,885,000
<u>Purchases Including Interchange-In</u>	(+)	<u>112,145,340</u>
Sub-Total		<u>388,030,340</u>
 B. Pumped Storage Energy	(+)	-
Non-Native Sales Including Interchange Out	(+)	7,856,360
<u>System Losses (380,173,980 KWH times 5.3%^(a))</u>	(+)	<u>20,149,221</u>
Sub-Total		<u>28,005,581</u>
 C. Total Sales (A - B)		<u><u>360,024,759</u></u>

Note: ^(a) Average of prior 12 months.

**DUKE ENERGY KENTUCKY
FINAL FUEL COST SCHEDULE**

Expense Month: May 2013

		<u>Dollars (\$)</u>
A. Company Generation		
Coal Burned	(+)	\$8,477,671.15
Oil Burned	(+)	278,147.00
Gas Burned	(+)	\$402.49
PJM Balancing & Day Ahead Operating Reserve Credit	(-)	34,502.34
Fuel (assigned cost during Forced Outage ^(a))	(+)	974,533.05
Fuel (substitute cost during Forced Outage ^(a))	(-)	115,875.57
Sub-Total		\$9,580,375.78
B. Purchases		
Economy Purchases	(+)	\$1,687,717.41
Other Purchases	(+)	-
Other Purchases (substitute for Forced Outage ^(a))	(-)	1,229,346.06
Less purchases above highest cost units	(-)	-
Sub-Total		\$458,371.35
C. Non-Native Sales Fuel Costs		\$ 1,028,261.75
D. Total Fuel Costs (A + B - C)		\$9,010,485.38

.....

Note: ^(a) Forced Outage as defined in 807 KAR 5:056.

**DUKE ENERGY KENTUCKY
OVER OR (UNDER) RECOVERY SCHEDULE**

Expense Month: April 2013

Line No.	Description		
1	FAC Rate Billed (ϕ /kWh)	(+)	0.8438
2	Retail kWh Billed at Above Rate	(x)	<u>330,724,287</u>
3	FAC Revenue/(Refund) (Line 1 * Line 2)		<u>\$2,790,651.54</u>
4	kWh Used to Determine Last FAC Rate Billed	(+)	282,907,223
5	Non-Jurisdictional kWh included in Line 4	(-)	<u>-</u>
6	Kentucky Jurisdictional kWh Included in Line 4 (Line 4- Line 5)		<u>282,907,223</u>
7	Recoverable FAC Revenue/(Refund) (Line 1 * Line 6)		\$2,387,171.15
8	Over or (Under) (Line 3 - Line 7)		\$403,480.39
9	Total Sales (Schedule 3 Line C)	(-)	360,024,759
10	Kentucky Jurisdictional Sales	(+)	<u>360,024,759</u>
11	Ratio of Total Sales to KY Jurisdictional Sales (Line 9 ÷ Line 10)		1.00000
12	Total Company Over or (Under) Recovery (Line 8 * Line 11)	(+)	\$403,480.39
13	Amount Over or (Under) Recovered in prior filings	(-)	\$0.00
14	Total Company Over or (Under) Recovery		<u><u>\$403,480.39</u></u>

**DUKE ENERGY KENTUCKY
REGIONAL TRANSMISSION ORGANIZATION RESETTLEMENTS
FUEL COST SCHEDULE**

Expense Month:		February 2013 <u>Dollars (\$)</u>
A. Company Generation		
Coal Burned	(+)	\$7,221,560.13
Oil Burned	(+)	276,518.00
Gas Burned	(+)	\$495.02
PJM Balancing & Day Ahead Operating Reserve Credit	(-)	-
Fuel (assigned cost during Forced Outage ^(a))	(+)	2,145,969.52
Fuel (substitute cost during Forced Outage ^(a))	(-)	235,445.29
Sub-Total		<u>\$9,409,097.38</u>
B. Purchases		
Economy Purchases	(+)	2,477,920.96
Other Purchases	(+)	-
Other Purchases (substitute for Forced Outage ^(a))	(-)	2,205,340.83
Less purchases above highest cost units	(-)	-
Sub-Total		<u>\$272,580.13</u>
C. Non-Native Sales Fuel Costs		\$412,458.90
D. Total Fuel Costs (A + B - C)		\$9,269,218.61
E. Total Fuel Costs Previously Reported		\$9,223,191.42
F. Prior Period Adjustment		-
G. Adjustment due to MISO Resettlements		\$46,027.20

Note: ^(a) Forced Outage as defined in 807 KAR 5:056.



139 East Fourth Street
P.O. Box 960
Cincinnati, Ohio 45201-0960
Tel: 513-287-2373
Fax: 513-287-2473
Kelly.Berg@duke-energy.com

Kelly Berg
Lead Rates Analyst

VIA OVERNIGHT DELIVERY

RECEIVED

AUG 19 2013

**PUBLIC SERVICE
COMMISSION**

August 16, 2013

Mr. Jeff Derouen, Executive Director
Attention: **Chris Whelan**

Kentucky Public Service Commission
211 Sower Boulevard
P.O. Box 615
Frankfort, Kentucky 40602-0615

Dear Mr. Derouen and Ms. Whelan:

In compliance with KAR 807 5:056, enclosed for filing are the fuel adjustment clause schedules with supporting sales and fuel cost schedules supporting Duke Energy Kentucky's fuel adjustment factor applicable to billings for retail sales in September 2013.

Please contact me if you have any questions.

Sincerely,

Kelly B. Berg

Enclosure

RECEIVED

AUG 19 2013

FINANCIAL ANA

**DUKE ENERGY KENTUCKY
FUEL ADJUSTMENT CLAUSE SCHEDULE**

Expense Month: July 2013

Line No.	Description	Amount	Rate (¢/kWh)
1	Fuel F_m (Schedule 2, Line J)	\$12,326,030.98	
2	Sales S_m (Schedule 3, Line C) ÷	392,368,944	3.1414
3	Base Fuel Rate (F_b/S_b) per PSC Order in Case No. 2012-00554	(-)	<u>2.7466</u>
4	Fuel Adjustment Clause Rate (Line 2 - Line 3)		<u><u>0.3948</u></u>

Effective Date for Billing: August 29, 2013

Submitted by: *Kelly B. B...*

Title: Lead Rates Analyst

Date Submitted: August 16, 2013

**DUKE ENERGY KENTUCKY
FUEL COST SCHEDULE**

Expense Month: July 2013

		<u>Dollars (\$)</u>
A. Company Generation		
Coal Burned	(+)	7,189,261.81
Oil Burned	(+)	-
Gas Burned	(+)	351,147.86
PJM Balancing & Day Ahead Operating Reserve Credit	(-)	\$343,477.13
Fuel (assigned cost during Forced Outage ^(a))	(+)	1,980,933.10
Fuel (substitute cost during Forced Outage ^(a))	(-)	87,136.66
Sub-Total		<u>\$9,090,728.98</u>
B. Purchases		
Economy Purchases	(+)	\$6,034,924.10
Other Purchases	(+)	-
Other Purchases (substitute for Forced Outage ^(a))	(-)	2,673,610.79
Less purchases above highest cost units	(-)	-
Sub-Total		<u>\$3,361,313.31</u>
C. Non-Native Sales Fuel Costs		<u>197,682.75</u>
D. Total Fuel Costs (A + B - C)	(+)	\$12,254,359.54 ^(b)
E. Total Company Over or (Under) Recovery from Schedule 5, Line 14	(-)	\$88,416.07
F. Adjustment indicating the difference in actual fuel cost for the month of June 2013 and the estimated cost originally reported		
\$10,528,734.29 - \$10,505,648.43	(+)	\$23,085.86
(actual) (estimate)		
G. RTO Resettlements for prior periods from Schedule 6, Line G	(+)	\$137,001.65
H. Deferral of Current Purchased Power Costs	(-)	\$0.00
I. Amount of Purchased Power Costs for Backup Power purchased	(+)	\$0.00
J. Grand Total Fuel Cost (D - E + F + G - H + I)		<u>\$12,326,030.98</u>

Note: ^(a) Forced Outage as defined in 807 KAR 5:056.

^(b) Estimated - to be trued up in the filing next month

**DUKE ENERGY KENTUCKY
SALES SCHEDULE**

Expense Month: July 2013

		<u>Kilowatt-Hours Current Month</u>
A. Generation (Net)	(+)	285,657,000
<u>Purchases Including Interchange-In</u>	(+)	<u>141,955,770</u>
Sub-Total		<u>427,612,770</u>
 B. Pumped Storage Energy	(+)	-
Non-Native Sales Including Interchange Out	(+)	10,199,000
<u>System Losses (417,413,770 KWH times 6.0%^(a))</u>	(+)	<u>25,044,826</u>
Sub-Total		<u>35,243,826</u>
 C. Total Sales (A - B)		<u><u>392,368,944</u></u>

.....

Note: ^(a) Average of prior 12 months.

**DUKE ENERGY KENTUCKY
FINAL FUEL COST SCHEDULE**

Expense Month: June 2013

		<u>Dollars (\$)</u>
A. Company Generation		
Coal Burned	(+)	\$6,978,458.15
Oil Burned	(+)	285,065.00
Gas Burned	(+)	\$31,534.00
PJM Balancing & Day Ahead Operating Reserve Credit	(-)	-
Fuel (assigned cost during Forced Outage ^(a))	(+)	1,624,202.48
Fuel (substitute cost during Forced Outage ^(a))	(-)	19,239.13
Sub-Total		<u>\$8,900,020.50</u>
B. Purchases		
Economy Purchases	(+)	\$4,044,482.63
Other Purchases	(+)	-
Other Purchases (substitute for Forced Outage ^(a))	(-)	2,202,554.20
Less purchases above highest cost units	(-)	-
Sub-Total		<u>\$1,841,928.43</u>
C. Non-Native Sales Fuel Costs		\$ 213,214.64
D. Total Fuel Costs (A + B - C)		<u>\$10,528,734.29</u>

Note: ^(a) Forced Outage as defined in 807 KAR 5:056.

**DUKE ENERGY KENTUCKY
OVER OR (UNDER) RECOVERY SCHEDULE**

Expense Month: May 2013

Line No.	Description		
1	FAC Rate Billed (¢/kWh)	(+)	0.1461
2	Retail kWh Billed at Above Rate	(x)	<u>377,377,830</u>
3	FAC Revenue/(Refund) (Line 1 * Line 2)		<u>\$551,349.01</u>
4	kWh Used to Determine Last FAC Rate Billed	(+)	316,860,326
5	Non-Jurisdictional kWh included in Line 4	(-)	<u>-</u>
6	Kentucky Jurisdictional kWh Included in Line 4 (Line 4- Line 5)		<u>316,860,326</u>
7	Recoverable FAC Revenue/(Refund) (Line 1 * Line 6)		\$462,932.94
8	Over or (Under) (Line 3 - Line 7)		\$88,416.07
9	Total Sales (Schedule 3 Line C)	(-)	392,368,944
10	Kentucky Jurisdictional Sales	(+)	<u>392,368,944</u>
11	Ratio of Total Sales to KY Jurisdictional Sales (Line 9 ÷ Line 10)		1.00000
12	Total Company Over or (Under) Recovery (Line 8 * Line 11)	(+)	\$88,416.07
13	Amount Over or (Under) Recovered in prior filings	(-)	\$0.00
14	Total Company Over or (Under) Recovery		<u><u>\$88,416.07</u></u>

**DUKE ENERGY KENTUCKY
REGIONAL TRANSMISSION ORGANIZATION RESETTLEMENTS
FUEL COST SCHEDULE**

Expense Month:		March 2013 <u>Dollars (\$)</u>
A. Company Generation		
Coal Burned	(+)	\$8,716,323.85
Oil Burned	(+)	204,334.00
Gas Burned	(+)	\$41,473.16
PJM Balancing & Day Ahead Operating Reserve Credit	(-)	48,698.48
Fuel (assigned cost during Forced Outage ^(a))	(+)	1,108,249.52
Fuel (substitute cost during Forced Outage ^(a))	(-)	211,381.14
Sub-Total		<u>\$9,810,300.91</u>
B. Purchases		
Economy Purchases	(+)	1,383,508.87
Other Purchases	(+)	-
Other Purchases (substitute for Forced Outage ^(a))	(-)	1,232,357.13
Less purchases above highest cost units	(-)	-
Sub-Total		<u>\$151,151.74</u>
C. Non-Native Sales Fuel Costs		\$686,059.31
D. Total Fuel Costs (A + B - C)		<u>\$9,275,393.34</u>
E. Total Fuel Costs Previously Reported		\$9,138,391.69
F. Prior Period Adjustment		-
G. Adjustment due to MISO Resettlements		<u>\$137,001.65</u>

Note: ^(a) Forced Outage as defined in 807 KAR 5:056.



139 East Fourth Street
P.O. Box 960
Cincinnati, Ohio 45201-0960
Tel: 513-287-2373
Fax: 513-287-2473
Kelly.Berg@duke-energy.com

Kelly Berg
Lead Rates Analyst

VIA OVERNIGHT DELIVERY

September 19, 2013

Mr. Jeff Derouen, Executive Director
Attention: Chris Whelan

Kentucky Public Service Commission
211 Sower Boulevard
P.O. Box 615
Frankfort, Kentucky 40602-0615

Dear Mr. Derouen and Ms. Whelan:

In compliance with KAR 807 5:056, enclosed for filing are the fuel adjustment clause schedules with supporting sales and fuel cost schedules supporting Duke Energy Kentucky's fuel adjustment factor applicable to billings for retail sales in October 2013.

Please contact me if you have any questions.

Sincerely,

Kelly B. Berg

Enclosure

RECEIVED
SEP 20 2013
PUBLIC SERVICE
COMMISSION

RECEIVED
SEP 20 2013
FINANCIAL ANA

**DUKE ENERGY KENTUCKY
FUEL ADJUSTMENT CLAUSE SCHEDULE**

Expense Month: August 2013

Line No.	Description	Amount	Rate (¢/kWh)
1	Fuel F_m (Schedule 2, Line J)	\$11,531,003.34	
2	Sales S_m (Schedule 3, Line C)	÷ 394,205,356	2.9251
3	Base Fuel Rate (F_b/S_b) per PSC Order in Case No. 2012-00554	(-)	<u>2.7466</u>
4	Fuel Adjustment Clause Rate (Line 2 - Line 3)		<u><u>0.1785</u></u>

Effective Date for Billing: September 30, 2013

Submitted by: *Kelly B. Berg*

Title: Lead Rates Analyst

Date Submitted: September 19, 2013

**DUKE ENERGY KENTUCKY
FUEL COST SCHEDULE**

Expense Month: August 2013

		<u>Dollars (\$)</u>
A. Company Generation		
Coal Burned	(+)	8,471,800.53
Oil Burned	(+)	-
Gas Burned	(+)	79,068.49
PJM Balancing & Day Ahead Operating Reserve Credit	(-)	\$156.75
Fuel (assigned cost during Forced Outage ^(a))	(+)	990,262.78
Fuel (substitute cost during Forced Outage ^(a))	(-)	84,608.08
Sub-Total		<u>\$9,456,366.97</u>
B. Purchases		
Economy Purchases	(+)	\$2,891,927.40
Other Purchases	(+)	-
Other Purchases (substitute for Forced Outage ^(a))	(-)	1,044,465.56
Less purchases above highest cost units	(-)	-
Sub-Total		<u>\$1,847,461.84</u>
C. Non-Native Sales Fuel Costs		<u>200,998.58</u>
D. Total Fuel Costs (A + B - C)	(+)	\$11,102,830.23 ^(b)
E. Total Company Over or (Under) Recovery from Schedule 5, Line 14	(-)	(\$8,689.64)
F. Adjustment indicating the difference in actual fuel cost for the month of July 2013 and the estimated cost originally reported		
reported \$12,525,316.70 - \$12,254,359.54	(+)	\$270,957.16
(actual) (estimate)		
G. RTO Resettlements for prior periods from Schedule 6, Line G	(+)	\$148,526.31
H. Deferral of Current Purchased Power Costs	(-)	\$0.00
I. Amount of Purchased Power Costs for Backup Power purchased	(+)	\$0.00
J. Grand Total Fuel Cost (D - E + F + G - H + I)		<u>\$11,531,003.34</u>

Note: ^(a) Forced Outage as defined in 807 KAR 5:056.

^(b) Estimated - to be trued up in the filing next month

**DUKE ENERGY KENTUCKY
SALES SCHEDULE**

Expense Month: August 2013

		<u>Kilowatt-Hours Current Month</u>
A. Generation (Net)	(+)	343,598,000
<u>Purchases Including Interchange-In</u>	(+)	<u>83,413,130</u>
Sub-Total		<u>427,011,130</u>
 B. Pumped Storage Energy	(+)	 -
Non-Native Sales Including Interchange Out	(+)	7,643,730
<u>System Losses (419,367,400 KWH times 6.0%^(a))</u>	(+)	<u>25,162,044</u>
Sub-Total		<u>32,805,774</u>
 C. Total Sales (A - B)		 <u><u>394,205,356</u></u>

Note: ^(a) Average of prior 12 months.

**DUKE ENERGY KENTUCKY
FINAL FUEL COST SCHEDULE**

Expense Month: July 2013

		<u>Dollars (\$)</u>
A. Company Generation		
Coal Burned	(+)	\$6,888,986.66
Oil Burned	(+)	300,280.00
Gas Burned	(+)	\$351,147.63
PJM Balancing & Day Ahead Operating Reserve Credit	(-)	349,972.13
Fuel (assigned cost during Forced Outage ^(a))	(+)	1,352,952.36
Fuel (substitute cost during Forced Outage ^(a))	(-)	61,933.03
Sub-Total		\$8,481,461.49
B. Purchases		
Economy Purchases	(+)	\$6,023,547.20
Other Purchases	(+)	-
Other Purchases (substitute for Forced Outage ^(a))	(-)	1,807,537.71
Less purchases above highest cost units	(-)	-
Sub-Total		\$4,216,009.49
C. Non-Native Sales Fuel Costs		\$ 172,154.28
D. Total Fuel Costs (A + B - C)		\$12,525,316.70

Note: ^(a) Forced Outage as defined in 807 KAR 5:056.

**DUKE ENERGY KENTUCKY
OVER OR (UNDER) RECOVERY SCHEDULE**

Expense Month: June 2013

Line No.	Description		
1	FAC Rate Billed (ϕ /kWh)	(+)	0.2273
2	Retail kWh Billed at Above Rate	(x)	<u>356,201,775</u>
3	FAC Revenue/(Refund) (Line 1 * Line 2)		<u>\$809,646.64</u>
4	kWh Used to Determine Last FAC Rate Billed	(+)	360,024,759
5	Non-Jurisdictional kWh included in Line 4	(-)	<u>-</u>
6	Kentucky Jurisdictional kWh Included in Line 4 (Line 4- Line 5)		<u>360,024,759</u>
7	Recoverable FAC Revenue/(Refund) (Line 1 * Line 6)		\$818,336.28
8	Over or (Under) (Line 3 - Line 7)		(\$8,689.64)
9	Total Sales (Schedule 3 Line C)	(-)	394,205,356
10	Kentucky Jurisdictional Sales	(+)	<u>394,205,356</u>
11	Ratio of Total Sales to KY Jurisdictional Sales (Line 9 ÷ Line 10)		1.00000
12	Total Company Over or (Under) Recovery (Line 8 * Line 11)	(+)	(\$8,689.64)
13	Amount Over or (Under) Recovered in prior filings	(-)	\$0.00
14	Total Company Over or (Under) Recovery		<u><u>(\$8,689.64)</u></u>

**DUKE ENERGY KENTUCKY
REGIONAL TRANSMISSION ORGANIZATION RESETTLEMENTS
FUEL COST SCHEDULE**

Expense Month:		April 2013 Dollars (\$)
A. Company Generation		
Coal Burned	(+)	\$3,687,832.31
Oil Burned	(+)	426,320.00
Gas Burned	(+)	\$150.94
PJM Balancing & Day Ahead Operating Reserve Credit	(-)	34,901.41
Fuel (assigned cost during Forced Outage ^(a))	(+)	868,510.19
Fuel (substitute cost during Forced Outage ^(a))	(-)	19,461.04
Sub-Total		\$4,928,450.99
B. Purchases		
Economy Purchases	(+)	6,066,932.97
Other Purchases	(+)	-
Other Purchases (substitute for Forced Outage ^(a))	(-)	1,166,621.66
Less purchases above highest cost units	(-)	-
Sub-Total		\$4,900,311.31
C. Non-Native Sales Fuel Costs		\$184,992.57
D. Total Fuel Costs (A + B - C)		\$9,643,769.73
E. Total Fuel Costs Previously Reported		\$9,495,243.42
F. Prior Period Adjustment		-
G. Adjustment due to MISO Resettlements		\$148,526.31

Note: ^(a) Forced Outage as defined in 807 KAR 5:056.



Whelan
139 East Fourth Street
P.O. Box 960
Cincinnati, Ohio 45201-0960
Tel: 513-287-2373
Fax: 513-287-2473
Kelly.Berg@duke-energy.com

Kelly Berg
Lead Rates Analyst

VIA OVERNIGHT DELIVERY

RECEIVED

OCT 17 2013

PUBLIC SERVICE
COMMISSION

October 17, 2013

Mr. Jeff Derouen, Executive Director
Attention: Chris Whelan

Kentucky Public Service Commission
211 Sower Boulevard
P.O. Box 615
Frankfort, Kentucky 40602-0615

Dear Mr. Derouen and Ms. Whelan:

In compliance with KAR 807 5:056, enclosed for filing are the fuel adjustment clause schedules with supporting sales and fuel cost schedules supporting Duke Energy Kentucky's fuel adjustment factor applicable to billings for retail sales in November 2013.

Please contact me if you have any questions.

Sincerely,

Kelly B. Berg

Enclosure

RECEIVED
OCT 17 2013
FINANCIAL ANA

DUKE ENERGY KENTUCKY
FUEL ADJUSTMENT CLAUSE SCHEDULE

Expense Month: September 2013

Line No.	Description	Amount	Rate (¢/kWh)
1	Fuel F_m (Schedule 2, Line J)	\$9,685,693.53	
2	Sales S_m (Schedule 3, Line C)	÷ 339,619,585	2.8519
3	Base Fuel Rate (F_b/S_b) per PSC Order in Case No. 2012-00554	(-)	2.7466
4	Fuel Adjustment Clause Rate (Line 2 - Line 3)		<u>0.1053</u>

Effective Date for Billing: October 29, 2013

Submitted by: *Kelly B. Bey*

Title: Lead Rates Analyst

Date Submitted: October 17, 2013

RECEIVED
OCT 17 2013
PUBLIC SERVICE
COMMISSION

**DUKE ENERGY KENTUCKY
FUEL COST SCHEDULE**

Expense Month: September 2013

		<u>Dollars (\$)</u>
A. Company Generation		
Coal Burned	(+)	8,585,303.34
Oil Burned	(+)	-
Gas Burned	(+)	185,955.76
PJM Balancing & Day Ahead Operating Reserve Credit	(-)	185,587.69
Fuel (assigned cost during Forced Outage ^(a))	(+)	723,723.56
Fuel (substitute cost during Forced Outage ^(a))	(-)	182,683.60
Sub-Total		<u>\$9,126,711.37</u>
B. Purchases		
Economy Purchases	(+)	\$1,580,536.73
Other Purchases	(+)	-
Other Purchases (substitute for Forced Outage ^(a))	(-)	603,527.43
Less purchases above highest cost units	(-)	-
Sub-Total		<u>\$977,009.30</u>
C. Non-Native Sales Fuel Costs		<u>618,842.01</u>
D. Total Fuel Costs (A + B - C)	(+)	\$9,484,878.66 ^(b)
E. Total Company Over or (Under) Recovery from Schedule 5, Line 14	(-)	(\$77,978.85)
F. Adjustment indicating the difference in actual fuel cost for the month of August 2013 and the estimated cost originally reported		
reported \$11,143,963.86 - \$11,102,830.23	(+)	\$41,133.63
(actual) (estimate)		
G. RTO Resettlements for prior periods from Schedule 6, Line G	(+)	\$81,702.39
H. Deferral of Current Purchased Power Costs	(-)	\$0.00
I. Amount of Purchased Power Costs for Backup Power purchased	(+)	\$0.00
J. Grand Total Fuel Cost (D - E + F + G - H + I)		<u><u>\$9,685,693.53</u></u>

Note: ^(a) Forced Outage as defined in 807 KAR 5:056.

^(b) Estimated - to be trued up in the filing next month

**DUKE ENERGY KENTUCKY
SALES SCHEDULE**

Expense Month: September 2013

		<u>Kilowatt-Hours Current Month</u>
A. Generation (Net)	(+)	346,369,000
Purchases Including Interchange-In	(+)	<u>39,734,030</u>
Sub-Total		<u>386,103,030</u>
 B. Pumped Storage Energy	 (+)	 -
Non-Native Sales Including Interchange Out	(+)	23,648,830
System Losses (362,454,200 KWH times 6.3% ^(a))	(+)	<u>22,834,615</u>
Sub-Total		<u>46,483,445</u>
 C. Total Sales (A - B)		 <u><u>339,619,585</u></u>

Note: ^(a) Average of prior 12 months.

**DUKE ENERGY KENTUCKY
FINAL FUEL COST SCHEDULE**

Expense Month: August 2013

		<u>Dollars (\$)</u>
A. Company Generation		
Coal Burned	(+)	\$8,256,206.27
Oil Burned	(+)	215,592.00
Gas Burned	(+)	\$79,068.33
PJM Balancing & Day Ahead Operating Reserve Credit	(-)	156.75
Fuel (assigned cost during Forced Outage ^(a))	(+)	1,032,437.13
Fuel (substitute cost during Forced Outage ^(a))	(-)	97,838.30
Sub-Total		\$9,485,308.68
B. Purchases		
Economy Purchases	(+)	\$2,931,091.40
Other Purchases	(+)	-
Other Purchases (substitute for Forced Outage ^(a))	(-)	1,072,051.51
Less purchases above highest cost units	(-)	-
Sub-Total		\$1,859,039.89
C. Non-Native Sales Fuel Costs		\$ 200,384.71
D. Total Fuel Costs (A + B - C)		\$11,143,963.86

Note: ^(a) Forced Outage as defined in 807 KAR 5:056.

**DUKE ENERGY KENTUCKY
OVER OR (UNDER) RECOVERY SCHEDULE**

Expense Month: July 2013

Line No.	Description		
1	FAC Rate Billed (¢/kWh)	(+)	0.3948
2	Retail kWh Billed at Above Rate	(x)	<u>372,617,462</u>
3	FAC Revenue/(Refund) (Line 1 * Line 2)		<u>\$1,471,093.74</u>
4	kWh Used to Determine Last FAC Rate Billed	(+)	392,368,944
5	Non-Jurisdictional kWh included in Line 4	(-)	<u>-</u>
6	Kentucky Jurisdictional kWh Included in Line 4 (Line 4- Line 5)		<u>392,368,944</u>
7	Recoverable FAC Revenue/(Refund) (Line 1 * Line 6)		\$1,549,072.59
8	Over or (Under) (Line 3 - Line 7)		(\$77,978.85)
9	Total Sales (Schedule 3 Line C)	(-)	339,619,585
10	Kentucky Jurisdictional Sales	(+)	<u>339,619,585</u>
11	Ratio of Total Sales to KY Jurisdictional Sales (Line 9 ÷ Line 10)		1.00000
12	Total Company Over or (Under) Recovery (Line 8 * Line 11)	(+)	(\$77,978.85)
13	Amount Over or (Under) Recovered in prior filings	(-)	\$0.00
14	Total Company Over or (Under) Recovery		<u><u>(\$77,978.85)</u></u>

**DUKE ENERGY KENTUCKY
REGIONAL TRANSMISSION ORGANIZATION RESETTLEMENTS
FUEL COST SCHEDULE**

Expense Month:		May 2013 <u>Dollars (\$)</u>
A. Company Generation		
Coal Burned	(+)	\$8,477,671.14
Oil Burned	(+)	278,147.00
Gas Burned	(+)	\$402.49
PJM Balancing & Day Ahead Operating Reserve Credit	(-)	34,502.34
Fuel (assigned cost during Forced Outage ^(a))	(+)	988,399.99
Fuel (substitute cost during Forced Outage ^(a))	(-)	109,608.76
Sub-Total		\$9,600,509.52
B. Purchases		
Economy Purchases	(+)	1,720,659.20
Other Purchases	(+)	-
Other Purchases (substitute for Forced Outage ^(a))	(-)	1,256,008.96
Less purchases above highest cost units	(-)	-
Sub-Total		\$464,650.24
C. Non-Native Sales Fuel Costs		\$972,971.99
D. Total Fuel Costs (A + B - C)		\$9,092,187.77
E. Total Fuel Costs Previously Reported		\$9,010,485.38
F. Prior Period Adjustment		-
G. Adjustment due to MISO Resettlements		\$81,702.39

Note: ^(a) Forced Outage as defined in 807 KAR 5:056.



Whelan. FK
139 East Fourth Street
P.O. Box 960
Cincinnati, Ohio 45201-0960
Tel: 513-287-2373
Fax: 513-287-2473
Kelly.Berg@duke-energy.com

RECEIVED Kelly Berg
Lead Rates Analyst

NOV 22 2013

PUBLIC SERVICE
COMMISSION

VIA OVERNIGHT DELIVERY

November 21, 2013

Mr. Jeff Derouen, Executive Director
Attention: Chris Whelan

Kentucky Public Service Commission
211 Sower Boulevard
P.O. Box 615
Frankfort, Kentucky 40602-0615

Dear Mr. Derouen and Ms. Whelan:

In compliance with KAR 807 5:056, enclosed for filing are the fuel adjustment clause schedules with supporting sales and fuel cost schedules supporting Duke Energy Kentucky's fuel adjustment factor applicable to billings for retail sales in December 2013.

Please contact me if you have any questions.

Sincerely,

Kelly B. Berg

Enclosure

RECEIVED
NOV 22 2013
FINANCIAL ANA

**DUKE ENERGY KENTUCKY
FUEL ADJUSTMENT CLAUSE SCHEDULE**

Expense Month: October 2013

Line No.	Description	Amount	Rate (¢/kWh)
1	Fuel F_m (Schedule 2, Line J)	\$8,331,470.90	
2	Sales S_m (Schedule 3, Line C)	+ 311,451,885	2.6750
3	Base Fuel Rate (F_b/S_b) per PSC Order in Case No. 2012-00554		(-) <u>2.7466</u>
4	Fuel Adjustment Clause Rate (Line 2 - Line 3)		<u><u>(0.0716)</u></u>

Effective Date for Billing: December 2, 2013

Submitted by: *Kelly B. Benz*

Title: Lead Rates Analyst

Date Submitted: November 21, 2013

**DUKE ENERGY KENTUCKY
FUEL COST SCHEDULE**

Expense Month: October 2013

		<u>Dollars (\$)</u>
A. Company Generation		
Coal Burned	(+)	9,500,194.43
Oil Burned	(+)	-
Gas Burned	(+)	67,743.05
PJM Balancing & Day Ahead Operating Reserve Credit	(-)	0.00
Fuel (assigned cost during Forced Outage ^(a))	(+)	226,015.57
Fuel (substitute cost during Forced Outage ^(a))	(-)	10,756.63
Sub-Total		<u>\$9,783,196.42</u>
B. Purchases		
Economy Purchases	(+)	\$462,631.90
Other Purchases	(+)	-
Other Purchases (substitute for Forced Outage ^(a))	(-)	351,553.61
Less purchases above highest cost units	(-)	-
Sub-Total		<u>\$111,078.29</u>
C. Non-Native Sales Fuel Costs		<u>1,726,408.84</u>
D. Total Fuel Costs (A + B - C)	(+)	\$8,167,865.87 ^(b)
E. Total Company Over or (Under) Recovery from Schedule 5, Line 14	(-)	(\$162,132.80)
F. Adjustment indicating the difference in actual fuel cost for the month of September 2013 and the estimated cost originally reported		
\$9,509,050.07 - \$9,484,878.66	(+)	\$24,171.41
(actual) (estimate)		
G. RTO Resettlements for prior periods from Schedule 6, Line G	(+)	(\$22,699.18)
H. Deferral of Current Purchased Power Costs	(-)	\$0.00
I. Amount of Purchased Power Costs for Backup Power purchased	(+)	\$0.00
J. Grand Total Fuel Cost (D - E + F + G - H + I)		<u>\$8,331,470.90</u>

Note: ^(a) Forced Outage as defined in 807 KAR 5:056.

^(b) Estimated - to be trued up in the filing next month

**DUKE ENERGY KENTUCKY
SALES SCHEDULE**

Expense Month: October 2013

		<u>Kilowatt-Hours Current Month</u>
A. Generation (Net)	(+)	389,969,000
<u>Purchases Including Interchange-In</u>	(+)	<u>12,504,240</u>
Sub-Total		<u>402,473,240</u>
 B. Pumped Storage Energy	(+)	-
Non-Native Sales Including Interchange Out	(+)	69,369,620
<u>System Losses (333,103,620 KWH times 6.5%^(a))</u>	(+)	<u>21,651,735</u>
Sub-Total		<u>91,021,355</u>
 C. Total Sales (A - B)		<u><u>311,451,885</u></u>

Note: ^(a) Average of prior 12 months.

**DUKE ENERGY KENTUCKY
FINAL FUEL COST SCHEDULE**

Expense Month: September 2013

		<u>Dollars (\$)</u>
A. Company Generation		
Coal Burned	(+)	\$8,417,594.30
Oil Burned	(+)	167,711.00
Gas Burned	(+)	\$185,955.71
PJM Balancing & Day Ahead Operating Reserve Credit	(-)	185,587.69
Fuel (assigned cost during Forced Outage ^(a))	(+)	717,408.63
Fuel (substitute cost during Forced Outage ^(a))	(-)	179,374.03
Sub-Total		<u>\$9,123,707.92</u>
B. Purchases		
Economy Purchases	(+)	\$1,584,888.51
Other Purchases	(+)	-
Other Purchases (substitute for Forced Outage ^(a))	(-)	613,687.74
Less purchases above highest cost units	(-)	-
Sub-Total		<u>\$971,200.77</u>
C. Non-Native Sales Fuel Costs		\$ 585,858.62
D. Total Fuel Costs (A + B - C)		<u>\$9,509,050.07</u>

Note: ^(a) Forced Outage as defined in 807 KAR 5:056.

**DUKE ENERGY KENTUCKY
OVER OR (UNDER) RECOVERY SCHEDULE**

Expense Month: August 2013

Line No.	Description		
1	FAC Rate Billed (ϕ /kWh)	(+)	0.1785
2	Retail kWh Billed at Above Rate	(x)	<u>303,374,653</u>
3	FAC Revenue/(Refund) (Line 1 * Line 2)		<u>\$541,523.76</u>
4	kWh Used to Determine Last FAC Rate Billed	(+)	394,205,356
5	Non-Jurisdictional kWh included in Line 4	(-)	<u>-</u>
6	Kentucky Jurisdictional kWh Included in Line 4 (Line 4- Line 5)		<u>394,205,356</u>
7	Recoverable FAC Revenue/(Refund) (Line 1 * Line 6)		\$703,656.56
8	Over or (Under) (Line 3 - Line 7)		(\$162,132.80)
9	Total Sales (Schedule 3 Line C)	(-)	311,451,885
10	Kentucky Jurisdictional Sales	(+)	<u>311,451,885</u>
11	Ratio of Total Sales to KY Jurisdictional Sales (Line 9 ÷ Line 10)		1.00000
12	Total Company Over or (Under) Recovery (Line 8 * Line 11)	(+)	(\$162,132.80)
13	Amount Over or (Under) Recovered in prior filings	(-)	\$0.00
14	Total Company Over or (Under) Recovery		<u><u>(\$162,132.80)</u></u>

**DUKE ENERGY KENTUCKY
REGIONAL TRANSMISSION ORGANIZATION RESETTLEMENTS
FUEL COST SCHEDULE**

Expense Month:		June 2013 <u>Dollars (\$)</u>
A. Company Generation		
Coal Burned	(+)	\$7,009,992.14
Oil Burned	(+)	285,065.00
Gas Burned	(+)	\$0.00
PJM Balancing & Day Ahead Operating Reserve Credit	(-)	-
Fuel (assigned cost during Forced Outage ^(a))	(+)	1,622,425.00
Fuel (substitute cost during Forced Outage ^(a))	(-)	19,371.32
Sub-Total		<u>\$8,898,110.82</u>
B. Purchases		
Economy Purchases	(+)	4,024,386.55
Other Purchases	(+)	-
Other Purchases (substitute for Forced Outage ^(a))	(-)	2,200,734.83
Less purchases above highest cost units	(-)	-
Sub-Total		<u>\$1,823,651.72</u>
C. Non-Native Sales Fuel Costs		\$215,727.43
D. Total Fuel Costs (A + B - C)		<u>\$10,506,035.11</u>
E. Total Fuel Costs Previously Reported		\$10,528,734.29
F. Prior Period Adjustment		-
G. Adjustment due to MISO Resettlements		<u>(\$22,699.18)</u>

Note: ^(a) Forced Outage as defined in 807 KAR 5:056.



139 East Fourth Street
P.O. Box 960
Cincinnati, Ohio 45201-0960
Tel: 513-287-2373
Fax: 513-287-2473
Kelly.Berg@duke-energy.com

Kelly Berg
Lead Rates Analyst

VIA OVERNIGHT DELIVERY

RECEIVED

DEC 20 2013

**PUBLIC SERVICE
COMMISSION**

December 20, 2013

Mr. Jeff Derouen, Executive Director
Attention: Chris Whelan

Kentucky Public Service Commission
211 Sower Boulevard
P.O. Box 615
Frankfort, Kentucky 40602-0615

Dear Mr. Derouen and Ms. Whelan:

In compliance with KAR 807 5:056, enclosed for filing are the fuel adjustment clause schedules with supporting sales and fuel cost schedules supporting Duke Energy Kentucky's fuel adjustment factor applicable to billings for retail sales in January 2014.

Please contact me if you have any questions.

Sincerely,

Kelly B. Berg

Enclosure

RECEIVED
DEC 20 2013
FINANCIAL ANA

**DUKE ENERGY KENTUCKY
FUEL ADJUSTMENT CLAUSE SCHEDULE**

Expense Month: November 2013

Line No.	Description	Amount	Rate (¢/kWh)
1	Fuel F_m (Schedule 2, Line J)	\$8,570,257.46	
2	Sales S_m (Schedule 3, Line C) ÷	313,355,288	2.7350
3	Base Fuel Rate (F_b/S_b) per PSC Order in Case No. 2012-00554	(-)	<u>2.7466</u>
4	Fuel Adjustment Clause Rate (Line 2 - Line 3)		<u><u>(0.0116)</u></u>

Effective Date for Billing: January 2, 2014

Submitted by: *Kelly B. Benz*

Title: Lead Rates Analyst

Date Submitted: December 20, 2013

**DUKE ENERGY KENTUCKY
FUEL COST SCHEDULE**

Expense Month: November 2013

		<u>Dollars (\$)</u>
A. Company Generation		
Coal Burned	(+)	8,264,544.11
Oil Burned	(+)	-
Gas Burned	(+)	405.17
PJM Balancing & Day Ahead Operating Reserve Credit	(-)	13,247.88
Fuel (assigned cost during Forced Outage ^(a))	(+)	1,262,711.63
Fuel (substitute cost during Forced Outage ^(a))	(-)	187,012.50
Sub-Total		<u>\$9,327,400.53</u>
B. Purchases		
Economy Purchases	(+)	\$1,458,270.89
Other Purchases	(+)	-
Other Purchases (substitute for Forced Outage ^(a))	(-)	1,443,463.20
Less purchases above highest cost units	(-)	-
Sub-Total		<u>\$14,807.69</u>
C. Non-Native Sales Fuel Costs		<u>848,854.41</u>
D. Total Fuel Costs (A + B - C)	(+)	\$8,493,353.81 ^(b)
E. Total Company Over or (Under) Recovery from Schedule 5, Line 14	(-)	(\$43,630.96)
F. Adjustment indicating the difference in actual fuel cost for the month of October 2013 and the estimated cost originally reported		
reported \$8,206,443.12 - \$8,167,865.87	(+)	\$38,577.25
(actual) (estimate)		
G. RTO Resettlements for prior periods from Schedule 6, Line G	(+)	(\$5,304.56)
H. Deferral of Current Purchased Power Costs	(-)	\$0.00
I. Amount of Purchased Power Costs for Backup Power purchased	(+)	\$0.00
J. Grand Total Fuel Cost (D - E + F + G - H + I)		<u><u>\$8,570,257.46</u></u>

Note: ^(a) Forced Outage as defined in 807 KAR 5:056.

^(b) Estimated - to be trued up in the filing next month

DUKE ENERGY KENTUCKY
SALES SCHEDULE

Expense Month: November 2013

		<u>Kilowatt-Hours Current Month</u>
A. Generation (Net)	(+)	325,321,000
<u>Purchases Including Interchange-In</u>	(+)	<u>44,920,150</u>
Sub-Total		<u>370,241,150</u>
B. Pumped Storage Energy	(+)	-
Non-Native Sales Including Interchange Out	(+)	34,023,030
<u>System Losses (336,218,120 KWH times 6.8%^(a))</u>	(+)	<u>22,862,832</u>
Sub-Total		<u>56,885,862</u>
C. Total Sales (A - B)		<u><u>313,355,288</u></u>

Note: ^(a) Average of prior 12 months.

**DUKE ENERGY KENTUCKY
FINAL FUEL COST SCHEDULE**

Expense Month: October 2013

		<u>Dollars (\$)</u>
A. Company Generation		
Coal Burned	(+)	\$9,416,687.40
Oil Burned	(+)	83,518.00
Gas Burned	(+)	\$67,743.09
PJM Balancing & Day Ahead Operating Reserve Credit	(-)	-
Fuel (assigned cost during Forced Outage ^(a))	(+)	226,155.31
Fuel (substitute cost during Forced Outage ^(a))	(-)	11,141.52
Sub-Total		<u>\$9,782,962.28</u>
B. Purchases		
Economy Purchases	(+)	\$452,651.34
Other Purchases	(+)	-
Other Purchases (substitute for Forced Outage ^(a))	(-)	351,527.61
Less purchases above highest cost units	(-)	-
Sub-Total		<u>\$101,123.73</u>
C. Non-Native Sales Fuel Costs		\$ 1,677,642.89
D. Total Fuel Costs (A + B - C)		<u>\$8,206,443.12</u>

Note: ^(a) Forced Outage as defined in 807 KAR 5:056.

**DUKE ENERGY KENTUCKY
OVER OR (UNDER) RECOVERY SCHEDULE**

Expense Month: September 2013

Line No.	Description		
1	FAC Rate Billed (ϕ /kWh)	(+)	0.1053
2	Retail kWh Billed at Above Rate	(x)	<u>298,184,669</u>
3	FAC Revenue/(Refund) (Line 1 * Line 2)		<u>\$313,988.46</u>
4	kWh Used to Determine Last FAC Rate Billed	(+)	339,619,585
5	Non-Jurisdictional kWh included in Line 4	(-)	<u>-</u>
6	Kentucky Jurisdictional kWh Included in Line 4 (Line 4- Line 5)		<u>339,619,585</u>
7	Recoverable FAC Revenue/(Refund) (Line 1 * Line 6)		\$357,619.42
8	Over or (Under) (Line 3 - Line 7)		(\$43,630.96)
9	Total Sales (Schedule 3 Line C)	(-)	313,355,288
10	Kentucky Jurisdictional Sales	(+)	<u>313,355,288</u>
11	Ratio of Total Sales to KY Jurisdictional Sales (Line 9 ÷ Line 10)		1.00000
12	Total Company Over or (Under) Recovery (Line 8 * Line 11)	(+)	(\$43,630.96)
13	Amount Over or (Under) Recovered in prior filings	(-)	\$0.00
14	Total Company Over or (Under) Recovery		<u><u>(\$43,630.96)</u></u>

**DUKE ENERGY KENTUCKY
REGIONAL TRANSMISSION ORGANIZATION RESETTLEMENTS
FUEL COST SCHEDULE**

Expense Month:	July 2013 <u>Dollars (\$)</u>	
A. Company Generation		
Coal Burned	(+)	\$6,888,986.67
Oil Burned	(+)	300,280.00
Gas Burned	(+)	\$351,147.64
PJM Balancing & Day Ahead Operating Reserve Credit	(-)	349,972.13
Fuel (assigned cost during Forced Outage ^(a))	(+)	1,351,994.08
Fuel (substitute cost during Forced Outage ^(a))	(-)	60,982.44
Sub-Total		<u>\$8,481,453.82</u>
B. Purchases		
Economy Purchases	(+)	6,018,857.40
Other Purchases	(+)	-
Other Purchases (substitute for Forced Outage ^(a))	(-)	1,807,821.94
Less purchases above highest cost units	(-)	-
Sub-Total		<u>\$4,211,035.46</u>
C. Non-Native Sales Fuel Costs		\$172,477.14
D. Total Fuel Costs (A + B - C)		<u>\$12,520,012.14</u>
E. Total Fuel Costs Previously Reported		\$12,525,316.70
F. Prior Period Adjustment		-
G. Adjustment due to MISO Resettlements		<u>(\$5,304.56)</u>

Note: ^(a) Forced Outage as defined in 807 KAR 5:056.



Whelan FA

139 East Fourth Street
P.O. Box 960
Cincinnati, Ohio 45201-0960
Tel: 513-287-2373
Fax: 513-287-2473
Kelly.Berg@duke-energy.com

Kelly Berg
Lead Rates Analyst

VIA OVERNIGHT DELIVERY

RECEIVED

JAN 21 2014

PUBLIC SERVICE
COMMISSION

January 20, 2014

Mr. Jeff Derouen, Executive Director
Attention: Chris Whelan

Kentucky Public Service Commission
211 Sower Boulevard
P.O. Box 615
Frankfort, Kentucky 40602-0615

Dear Mr. Derouen and Ms. Whelan:

In compliance with KAR 807 5:056, enclosed for filing are the fuel adjustment clause schedules with supporting sales and fuel cost schedules supporting Duke Energy Kentucky's fuel adjustment factor applicable to billings for retail sales in February 2014.

Please contact me if you have any questions.

Sincerely,

Kelly B. Berg

Enclosure

JAN 21 2014

DUKE ENERGY KENTUCKY
FUEL ADJUSTMENT CLAUSE SCHEDULE

Expense Month: December 2013

Line No.	Description	Amount	Rate (¢/kWh)
1	Fuel F_m (Schedule 2, Line J)	\$9,989,702.36	
2	Sales S_m (Schedule 3, Line C) ÷	354,365,133	2.8190
3	Base Fuel Rate (F_b/S_b) per PSC Order in Case No. 2012-00554	(-)	<u>2.7466</u>
4	Fuel Adjustment Clause Rate (Line 2 - Line 3)		<u><u>0.0724</u></u>

Effective Date for Billing: January 31, 2014

Submitted by: *Kelly B. Buz*

Title: Lead Rates Analyst

Date Submitted: January 20, 2014

**DUKE ENERGY KENTUCKY
FUEL COST SCHEDULE**

Expense Month: December 2013

		<u>Dollars (\$)</u>
A. Company Generation		
Coal Burned	(+)	7,933,610.21
Oil Burned	(+)	-
Gas Burned	(+)	76,504.83
PJM Balancing & Day Ahead Operating Reserve Credit	(-)	144,052.95
Fuel (assigned cost during Forced Outage ^(a))	(+)	2,580,746.71
Fuel (substitute cost during Forced Outage ^(a))	(-)	475,176.74
Sub-Total		<u>\$9,971,632.06</u>
B. Purchases		
Economy Purchases	(+)	\$2,898,929.96
Other Purchases	(+)	-
Other Purchases (substitute for Forced Outage ^(a))	(-)	2,461,705.44
Less purchases above highest cost units	(-)	-
Sub-Total		<u>\$437,224.52</u>
C. Non-Native Sales Fuel Costs		<u>512,417.69</u>
D. Total Fuel Costs (A + B - C)	(+)	\$9,896,438.89 ^(b)
E. Total Company Over or (Under) Recovery from Schedule 5, Line 14	(-)	(\$29,516.42)
F. Adjustment indicating the difference in actual fuel cost for the month of November 2013 and the estimated cost originally reported		
reported \$8,559,682.04 - \$8,493,353.81	(+)	\$66,328.23
(actual) (estimate)		
G. RTO Resettlements for prior periods from Schedule 6, Line G	(+)	(\$2,581.18)
H. Deferral of Current Purchased Power Costs	(-)	\$0.00
I. Amount of Purchased Power Costs for Backup Power purchased	(+)	\$0.00
J. Grand Total Fuel Cost (D - E + F + G - H + I)		<u><u>\$9,989,702.36</u></u>

Note: ^(a) Forced Outage as defined in 807 KAR 5:056.

^(b) Estimated - to be trued up in the filing next month

**DUKE ENERGY KENTUCKY
SALES SCHEDULE**

Expense Month: December 2013

		<u>Kilowatt-Hours Current Month</u>
A. Generation (Net)	(+)	297,714,000
<u>Purchases Including Interchange-In</u>	(+)	<u>99,446,890</u>
Sub-Total		<u>397,160,890</u>
 B. Pumped Storage Energy	(+)	-
Non-Native Sales Including Interchange Out	(+)	16,532,390
<u>System Losses (380,628,500 KWH times 6.9%^(a))</u>	(+)	<u>26,263,367</u>
Sub-Total		<u>42,795,757</u>
 C. Total Sales (A - B)		<u><u>354,365,133</u></u>

Note: ^(a) Average of prior 12 months.

**DUKE ENERGY KENTUCKY
FINAL FUEL COST SCHEDULE**

Expense Month: November 2013

		<u>Dollars (\$)</u>
A. Company Generation		
Coal Burned	(+)	\$8,033,337.00
Oil Burned	(+)	231,198.00
Gas Burned	(+)	\$405.28
PJM Balancing & Day Ahead Operating Reserve Credit	(-)	13,247.88
Fuel (assigned cost during Forced Outage ^(a))	(+)	1,262,711.63
Fuel (substitute cost during Forced Outage ^(a))	(-)	202,130.73
Sub-Total		<u>\$9,312,273.30</u>
B. Purchases		
Economy Purchases	(+)	\$1,480,352.38
Other Purchases	(+)	-
Other Purchases (substitute for Forced Outage ^(a))	(-)	1,443,463.20
Less purchases above highest cost units	(-)	-
Sub-Total		<u>\$36,889.18</u>
C. Non-Native Sales Fuel Costs		\$ 789,480.44
D. Total Fuel Costs (A + B - C)		<u>\$8,559,682.04</u>

Note: ^(a) Forced Outage as defined in 807 KAR 5:056.

**DUKE ENERGY KENTUCKY
OVER OR (UNDER) RECOVERY SCHEDULE**

Expense Month: October 2013

Line No.	Description		
1	FAC Rate Billed ($\$/kWh$)	(+)	(0.0716)
2	Retail kWh Billed at Above Rate	(x)	<u>352,675,935</u>
3	FAC Revenue/(Refund) (Line 1 * Line 2)		<u>(\$252,515.97)</u>
4	kWh Used to Determine Last FAC Rate Billed	(+)	311,451,885
5	Non-Jurisdictional kWh included in Line 4	(-)	<u>-</u>
6	Kentucky Jurisdictional kWh Included in Line 4 (Line 4- Line 5)		<u>311,451,885</u>
7	Recoverable FAC Revenue/(Refund) (Line 1 * Line 6)		(\$222,999.55)
8	Over or (Under) (Line 3 - Line 7)		(\$29,516.42)
9	Total Sales (Schedule 3 Line C)	(-)	354,365,133
10	Kentucky Jurisdictional Sales	(+)	<u>354,365,133</u>
11	Ratio of Total Sales to KY Jurisdictional Sales (Line 9 \div Line 10)		1.00000
12	Total Company Over or (Under) Recovery (Line 8 * Line 11)	(+)	(\$29,516.42)
13	Amount Over or (Under) Recovered in prior filings	(-)	\$0.00
14	Total Company Over or (Under) Recovery		<u><u>(\$29,516.42)</u></u>

**DUKE ENERGY KENTUCKY
REGIONAL TRANSMISSION ORGANIZATION RESETTLEMENTS
FUEL COST SCHEDULE**

Expense Month:	August 2013 <u>Dollars (\$)</u>	
A. Company Generation		
Coal Burned	(+)	\$8,256,206.27
Oil Burned	(+)	215,592.00
Gas Burned	(+)	\$79,068.33
PJM Balancing & Day Ahead Operating Reserve Credit	(-)	156.75
Fuel (assigned cost during Forced Outage ^(a))	(+)	1,032,197.88
Fuel (substitute cost during Forced Outage ^(a))	(-)	97,726.72
Sub-Total		\$9,485,181.01
B. Purchases		
Economy Purchases	(+)	2,929,328.40
Other Purchases	(+)	-
Other Purchases (substitute for Forced Outage ^(a))	(-)	1,072,016.16
Less purchases above highest cost units	(-)	-
Sub-Total		\$1,857,312.24
C. Non-Native Sales Fuel Costs		\$201,110.57
D. Total Fuel Costs (A + B - C)		\$11,141,382.68
E. Total Fuel Costs Previously Reported		\$11,143,963.86
F. Prior Period Adjustment		-
G. Adjustment due to MISO Resettlements		(\$2,581.18)

Note: ^(a) Forced Outage as defined in 807 KAR 5:056.